

Volume 4, Issue 6 — January — June — 2020

Journal-Urban-Rural and Regional economy

ISSN-On line: 2524-2083

RINOE[®]

RINOE-Republic of Peru

Editor in chief

BUJARI - ALLI, Ali. PhD

Executive director

RAMOS-ESCAMILLA, María. PhD

Editorial Director

PERALTA-CASTRO, Enrique. MsC

Web designer

ESCAMILLA-BOUCHAN, Imelda. PhD

Web Diagrammer

LUNA-SOTO, Vladimir. PhD

Editorial Assistants

REYES-VILLAO, Angélica. BsC

Translator

DÍAZ-OCAMPO, Javier. BsC

Philologist

RAMOS-ARANCIBIA, Alejandra. BsC

RINOE Journal-Urban-Rural and Regional economy, Volume 4, Issue 6, January-June 2020, is a journal edited semestral by RINOE. La Raza Av. 1047 No.-Santa Ana, Cusco-Perú. Postcode: 11500. WEB: www.rinoe.org, journal@rinoe.org. Editor in Chair: BUJARI - ALLI, Ali. PhD. ISSN: 2524-2083. Responsible for the latest update of this number RINOE Computer unit. ESCAMILLA-BOUCHÁN Imelda, LUNA-SOTO, Vladimir. PhD, La Raza Av. 1047 No.-Santa Ana, Cusco-Perú. Postcode: 11500, last updated June 30, 2020.

The opinions expressed by the authors do not necessarily reflect the views of the editor of the publication.

It is strictly forbidden to reproduce any part of the contents and images of the publication without permission of the National Institute of Copyright.

RINOE Journal-Urban-Rural and Regional Economy

Definition of the Journal

Scientific Objectives

Support the international scientific community in its written production Science, Technology and Innovation in the Field of Humanities and Behavioral Sciences, in Subdisciplines of General regional economy: Analysis of growth, Development, and Changes, Size and spatial distributions of regional economic activity, General equilibrium and welfare economic analysis of regional economies, Land use patterns, Econometric and Input-Output models; Household analysis: Housing demand, Other Demand, Regional migration, Regional labor markets, Population; Production analysis and firm location: Housing supply and markets, Other production and pricing analysis, Nonagricultural and nonresidential real estate markets, Input demand analysis, Government policies; Transportation systems: Transportation, Government and private investment analysis, Government pricing; Regional government analysis: Finance in urban and rural economies, Land use and other regulations, Public facility location analysis, Public investment and capital stock, Regional development policy.

RINOE® is a Scientific and Technological Company in contribution to the Human Resource training focused on the continuity in the critical analysis of International Research and is attached to CONACYT-RENIECYT number 1702902, its commitment is to disseminate research and contributions of the International Scientific Community, academic institutions, agencies and entities of the public and private sectors and contribute to the linking of researchers who carry out scientific activities, technological developments and training of specialized human resources with governments, companies and social organizations.

Encourage the interlocation of the International Scientific Community with other Study Centers in Mexico and abroad and promote a wide incorporation of academics, specialists and researchers to the publication in Science Structures of Autonomous Universities - State Public Universities - Federal IES - Polytechnic Universities - Technological Universities - Federal Technological Institutes - Normal Schools - Decentralized Technological Institutes - Intercultural Universities - S & T Councils - CONACYT Research Centers.

Scope, Coverage and Audience

RINOE Journal-Urban-Rural and Regional Economy is a Journal edited by RINOE® in its Holding with repository in Peru, is a scientific publication arbitrated and indexed with semester periods. It supports a wide range of contents that are evaluated by academic peers by the Double-Blind method, around subjects related to the theory and practice of General regional economy: Analysis of growth, Development, and Changes, Size and spatial distributions of regional economic activity, General equilibrium and welfare economic analysis of regional economies, Land use patterns, Econometric and Input-Output models; Household analysis: Housing demand, Other Demand, Regional migration, Regional labor markets, Population; Production analysis and firm location: Housing supply and markets, Other production and pricing analysis, Nonagricultural and nonresidential real estate markets, Input demand analysis, Government policies; Transportation systems: Transportation, Government and private investment analysis, Government pricing; Regional government analysis: Finance in urban and rural economies, Land use and other regulations, Public facility location analysis, Public investment and capital stock, Regional development policy with diverse approaches and perspectives, That contribute to the diffusion of the development of Science Technology and Innovation that allow the arguments related to the decision making and influence in the formulation of international policies in the Field of Humanities and Behavioral Sciences. The editorial horizon of RINOE® extends beyond the academy and integrates other segments of research and analysis outside the scope, as long as they meet the requirements of rigorous argumentative and scientific, as well as addressing issues of general and current interest of the International Scientific Society.

Editorial Board

BOJÓRQUEZ - MORALES, Gonzalo. PhD
Universidad de Colima

ARELLANEZ - HERNÁNDEZ, Jorge Luis. PhD
Universidad Nacional Autónoma de México

MERCADO - IBARRA, Santa Magdalena. PhD
Universidad de Barcelona

MOLAR - OROZCO, María Eugenia. PhD
Universidad Politécnica de Catalunya

HERNANDEZ-PADILLA, Juan Alberto. PhD
Universidad de Oviedo

OROZCO - RAMIREZ, Luz Adriana. PhD
Universidad de Sevilla

SANTOYO, Carlos. PhD
Universidad Nacional Autónoma de México

GARCIA, Silvia. PhD
Universidad Agraria del Ecuador

MONTERO - PANTOJA, Carlos. PhD
Universidad de Valladolid

MARTINEZ - LICONA, José Francisco. PhD
University of Lehman College

Arbitration Committee

ROMÁN - KALISCH, Manuel Arturo. PhD
Universidad Nacional Autónoma de México

GARCÍA - Y BARRAGÁN, Luis Felipe. PhD
Universidad Nacional Autónoma de México

VILLALOBOS - ALONZO, María de los Ángeles. PhD
Universidad Popular Autónoma del Estado de Puebla

PADILLA - CASTRO, Laura. PhD
Universidad Autónoma del Estado de Morelos

LINDOR, Moïse. PhD
El Colegio de Tlaxcala

CORTÉS, María de Lourdes Andrea. PhD
Instituto Tecnológico Superior de Juan Rodríguez

BAZÁN, Rodrigo. PhD
Universidad Autónoma del Estado de Morelos

MEDA - LARA, Rosa Martha. PhD
Universidad de Guadalajara

FIGUEROA - DÍAZ, María Elena. PhD
Universidad Nacional Autónoma de México

DELGADO - CAMPOS, Genaro Javier. PhD
Universidad Nacional Autónoma de México

CHAVEZ - GONZALEZ, Guadalupe. PhD
Universidad Autónoma de Nuevo León

Assignment of Rights

The sending of an Article to RINOE Journal-Urban-Rural and Regional Economy emanates the commitment of the author not to submit it simultaneously to the consideration of other series publications for it must complement the Originality Format for its Article.

The authors sign the Format of Authorization for their Article to be disseminated by means that RINOE® In its Holding Peru considers pertinent for disclosure and diffusion of its Article its Rights of Work.

Declaration of Authorship

Indicate the Name of Author and Coauthors at most in the participation of the Article and indicate in extensive the Institutional Affiliation indicating the Department.

Identify the Name of Author and Coauthors at most with the CVU Scholarship Number-PNPC or SNI-CONACYT- Indicating the Researcher Level and their Google Scholar Profile to verify their Citation Level and H index.

Identify the Name of Author and Coauthors at most in the Science and Technology Profiles widely accepted by the International Scientific Community ORC ID - Researcher ID Thomson - arXiv Author ID - PubMed Author ID - Open ID respectively.

Indicate the contact for correspondence to the Author (Mail and Telephone) and indicate the Researcher who contributes as the first Author of the Article.

Plagiarism Detection

All Articles will be tested by plagiarism software PLAGSCAN if a plagiarism level is detected Positive will not be sent to arbitration and will be rescinded of the reception of the Article notifying the Authors responsible, claiming that academic plagiarism is criminalized in the Penal Code.

Arbitration Process

All Articles will be evaluated by academic peers by the Double Blind method, the Arbitration Approval is a requirement for the Editorial Board to make a final decision that will be final in all cases. MARVID® is a derivative brand of ECORFAN® specialized in providing the expert evaluators all of them with Doctorate degree and distinction of International Researchers in the respective Councils of Science and Technology the counterpart of CONACYT for the chapters of America-Europe-Asia- Africa and Oceania. The identification of the authorship should only appear on a first removable page, in order to ensure that the Arbitration process is anonymous and covers the following stages: Identification of the Journal with its author occupation rate - Identification of Authors and Coauthors - Detection of plagiarism PLAGSCAN - Review of Formats of Authorization and Originality-Allocation to the Editorial Board-Allocation of the pair of Expert Arbitrators-Notification of Arbitration -Declaration of observations to the Author-Verification of Article Modified for Editing-Publication.

Instructions for Scientific, Technological and Innovation Publication

Knowledge Area

The works must be unpublished and refer to topics of General regional economy: Analysis of growth, Development, and Changes, Size and spatial distributions of regional economic activity, General equilibrium and welfare economic analysis of regional economies, Land use patterns, Econometric and Input-Output models; Household analysis: Housing demand, Other Demand, Regional migration, Regional labor markets, Population; Production analysis and firm location: Housing supply and markets, Other production and pricing analysis, Nonagricultural and nonresidential real estate markets, Input demand analysis, Government policies; Transportation systems: Transportation, Government and private investment analysis, Government pricing; Regional government analysis: Finance in urban and rural economies, Land use and other regulations, Public facility location analysis, Public investment and capital stock, Regional development policy and other topics related to Humanities and Behavioral Sciences.

Presentation of the Content

In the first chapter we present, *Numerical analysis of the indoor climate in a Zenith-type greenhouse in the Valle de Santiago region, Guanajuato*, by MORALES-FÉLIX, Verónica de Jesús, RIVERA-ARREDONDO, Marisa, AGUIRRE-PUENTE, José Alfredo and CALDERÓN-RUIZ, Alberto, with adscription in the, Universidad Tecnológica del Suroeste de Guanajuato, as the following article we present, *Establishment of Homegardens in the State of Aguascalientes*, by LÓPEZ-LÓPEZ, Ana, ACOSTA-ZAMARRIPA, Ana, ZARZOSA-VEGA, Ricardo and DOMÍNGUEZ-LÓPEZ, René, with adscription in the, Programme in Sustainable and Protected Agriculture, as the following article we present, *Citizen Participation in the Consultative Councils for Sustainable Development (CCDS) in Southeast Mexico: An Academic Perspective*, by GÓMEZ-RIVERA, Petrona, as the last article we present, *Research on success stories of family businesses and proposal of a CANVAS business model*, by SERRANO, Ma. Guadalupe, QUEZADA-FLORES, Ma. De La Luz, MÁRQUEZ-DE ANDA, Camilo and LIPIEC, Jacek, with adscription in the, Universidad Tecnológica de León.

Content

Article	Page
Numerical analysis of the indoor climate in a Zenith-type greenhouse in the Valle de Santiago region, Guanajuato MORALES-FÉLIX, Verónica de Jesús, RIVERA-ARREDONDO, Marisa, AGUIRRE-PUENTE, José Alfredo and CALDERÓN-RUIZ, Alberto <i>Universidad Tecnológica del Suroeste de Guanajuato</i>	1-4
Establishment of Homegardens in the State of Aguascalientes LÓPEZ-LÓPEZ, Ana, ACOSTA-ZAMARRIPA, Ana, ZARZOSA-VEGA, Ricardo and DOMÍNGUEZ-LÓPEZ, René <i>Programme in Sustainable and Protected Agriculture</i>	5-7
Citizen Participation in the Consultative Councils for Sustainable Development (CCDS) in Southeast Mexico: An Academic Perspective GÓMEZ-RIVERA, Petrona	8-11
Research on success stories of family businesses and proposal of a CANVAS business model SERRANO, Ma. Guadalupe, QUEZADA-FLORES, Ma. De La Luz, MÁRQUEZ-DE ANDA, Camilo and LIPIEC, Jacek <i>Universidad Tecnológica de León</i>	12-18

Numerical analysis of the indoor climate in a Zenith-type greenhouse in the Valle de Santiago region, Guanajuato

Análisis numérico del clima interior en un invernadero tipo Cenital en la región de Valle de Santiago, Guanajuato

MORALES-FÉLIX, Verónica de Jesús*†, RIVERA-ARREDONDO, Marisa, AGUIRRE-PUENTE, José Alfredo and CALDERÓN-RUIZ, Alberto

Universidad Tecnológica del Suroeste de Guanajuato, Carretera Valle-Huanímaro km. 1.2, Valle de Santiago, Guanajuato, 38400. México

ID 1st Author: *Verónica De Jesús, Morales-Félix*

ID 1st Coauthor: *Marisa, Rivera-Arredondo*

ID 2nd Coauthor: *José Alfredo, Aguirre-Puente*

ID 3rd Coauthor: *Alberto, Calderón-Ruiz*

DOI: 10.35429/JURRE.2020.6.4.1.4

Received March 11, 2020; Accepted June 30, 2020

Abstract

The objective of this project was to carry out an analysis of the indoor climate of the greenhouse located in the Valle de Santiago region, Guanajuato. It is a zenith-type greenhouse with two wings with a symmetrical face. An orthogonal mesh was made of 50 nodes (25 nodes for each height) Total Den located in the cultivable area and taking the value at the midpoint of each rectangle considering two heights 0.25m and 1.30m with respect to the ground. Humidity and temperature readings were taken in each of the nodes for three weeks and subsequently a data analysis was made and a comparison with the data collected in the different situations; also the temperature was analyzed with the double sum of Riemann and the rule of the middle point. In conclusion, it was determined that the greenhouse yields heat on warm days, while it receives heat on cold days. This behavior coincides with previous studies; however, it occurs that with the hydroponic method there is a greater growth of the crop.

Greenhouse, Indoor Climate, Temperature, Hydroponics, Heat, Mesh

Resumen

El objetivo del presente proyecto fue realizar un análisis del clima interior del invernadero ubicado en la región de Valle de Santiago, Guanajuato. Es un invernadero tipo cenital con dos alas de cara simétrica. Se realizó un mallado ortogonal 50 nodos (25 nodos para cada altura) Den total ubicados en la zona cultivable y tomando el valor en el punto medio de cada rectángulo considerando dos alturas 0.25m y 1.30m con respecto al suelo. Se tomó lectura de humedad y temperatura en cada uno de los nodos durante tres semanas y posteriormente se hizo un análisis de datos y una comparación con los datos recolectados en las diferentes situaciones; además la temperatura se analizó con la doble suma de Riemann y la regla del punto medio. En conclusión, se determinó que el invernadero cede calor en los días cálidos, mientras que en los días fríos recibe calor, este comportamiento coincide con estudios previos; sin embargo, se observó que con el método de hidroponía hay un mayor crecimiento del cultivo.

Invernadero, Clima interior, Temperatura, Hidroponía, Calor, Mallado

Citation: MORALES-FÉLIX, Verónica de Jesús, RIVERA-ARREDONDO, Marisa, AGUIRRE-PUENTE, José Alfredo and CALDERÓN-RUIZ, Alberto. Numerical analysis of the indoor climate in a Zenith-type greenhouse in the Valle de Santiago region, Guanajuato. Journal-Urban-Rural and Regional Economy. 2020. 4-6: 1-4

* Correspondence to Author (email: vmoralesf@utsoe.edu.mx)

† Researcher contributing as first author.

Introduction

A greenhouse is a covered and artificially closed installation with transparent materials, in most cases, in order to protect the plants from bad weather conditions (low temperatures, strong winds, hail, storms, low air humidity or excessive radiation solar) (Mejía – Sáenz, 2016). Ventilation is essential in a greenhouse. Maintaining a favorable indoor climate implies evacuating the excess heat produced at times of high insolation (Montero et al., 2001). Consequently, a good design of the ventilation systems of a greenhouse must allow a better control of the climate, which affects a better development of the crop and its yield.

There are different types of greenhouses for different types of crops or to cover extreme climatic changes; The greenhouse in which the numerical study of its interior climate is carried out is located in the Valle de Santiago Region, it is of the zenith type that is characterized by having wing-shaped vents in the upper part, to regulate the degree of opening of ventilation needs when the indoor climate changes, its main function is to release the hot air that accumulates in the upper part due to different factors. The total cultivable area of the greenhouse is 720 m² and has 7 beds of an approximate height of 0.25 m. where more than 200 plants are grown.

Materials and methods

The greenhouse in which the numerical analysis was carried out is of the zenith type, with two wings with a symmetrical face shape and are located in the highest part of the greenhouse, these can regulate the degree of opening according to the ventilation needs of the greenhouse, The main function is to release the hot air that for different factors accumulates in the upper part of the greenhouse.

The greenhouse dimensioning was carried out using an orthogonal mesh which consists of 90 ° angles that formed 25 rectangles of 3.6m x 8m, the midpoint of each one was found to determine the temperature and humidity measurement point. The greenhouse has a capacity for 10 seed beds where more than 200 seeds can be sown.

The greenhouse has 10 posts that support it and its cultivable area is 40 meters long and 18m wide. It is covered with a black cloth, the tubes that the greenhouse supports are 5 cm in diameter, it also has curtains on its sides which can be kept open to regulate the interior temperature and as protection it has a mesh that covers the curtains to avoid let in foreign matter. In addition to using the curtains for the indoor climate of the greenhouse, it has fans in the upper part, to homogenize and stabilize the temperature. The 12 fans are distributed in sections, a front and a rear along the beds. (Figure 1).



Figure 1 Indoor and outdoor view test greenhouse

Orthogonal Malled

The orthogonal meshing for the taking of parameters (Humidity and temperature) was carried out from the lower part of the greenhouse. The arable area of the greenhouse measures 40 x 18 meters, the orthogonal meshing was carried out at two heights 0.25 and 1.30 meters from the ground, forming a plate on this area, in the front part the 18 meters were divided into each 3.6m and along the 40 meters in each 8m, thus forming 25 rectangles in each of the heights obtaining 50 midpoints which were used to take the parameters to be evaluated (Figure 2).

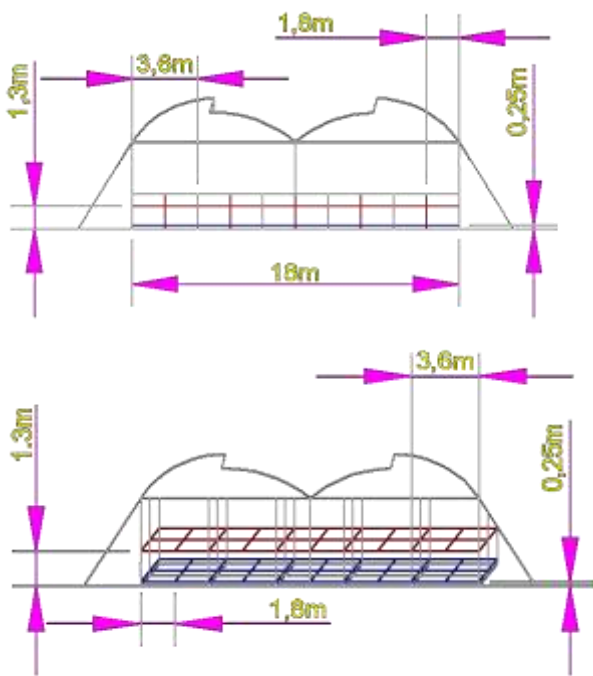


Figure 2 Front views of the orthogonal mesh of the greenhouse

As can be seen in Figure 3, the midpoints were located in each of the rectangles obtained in the orthogonal mesh of the arable area of the greenhouse, these were found at 1.8m

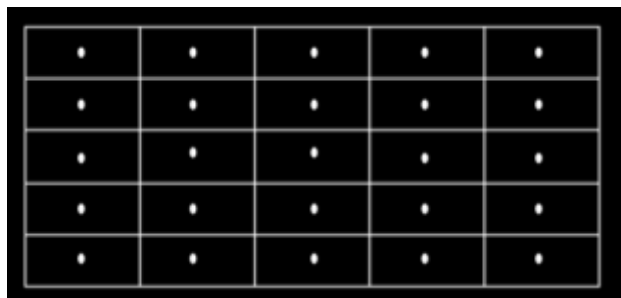


Figure 3 Top view of orthogonal meshing and midpoints

The data obtained were classified into warm days and cold days, considering the variation in temperature existing in the different days and hours; and cold days Table 1 shows an example of the data recording on a warm day and Table two shows the averages per midpoint of warm and cold days.

Day 1 Hot day					
Position 1					
Midpoint	Temperature	Humidity	Midpoint	Temperature	Humidity
1A	28.7	37	1B	30.2	40
2A	28.4	40	2B	30.1	37
3A	27.7	41	3B	30.3	35
4A	26.3	36	4B	30.9	41
5A	24.2	36	5B	31.6	36

Table 1 Temperature and humidity of midpoints of a "warm day"

Temperature averages by midpoint					
Warm days			Cold days		
Bed level	0.25 m	1.3 m	Bed level	0.25 m	1.3 m
Average	Average	Average	Average	Average	Average
30.28	30.15	30.70	22.6	23.3	23.6
30.55	30.78	30.55	23.1	23.2	23
30.45	30.50	30.78	22.7	22.9	23
30.55	31.10	31.10	23.3	23.2	23.4
30.45	30.93	31.43	23.7	23.7	23.1
30.90	30.30	30.40	22.7	23.2	23.5
30.35	30.60	30.60	23.3	23.4	23.2
30.25	30.10	29.90	22.9	25.3	23.9
29.95	30.03	29.85	24.1	24	24.1
29.55	29.58	29.58	23.6	23.7	23.6
29.43	29.65	29.73	22.6	23	23.2
29.88	29.55	29.88	22.9	22.7	22.5
30.15	30.25	30.30	22.4	23	22.9
30.00	29.78	29.75	23	23.3	23.3
29.33	29.18	29.30	23.2	23.2	23.7
30.15	30.38	30.40	25.4	25.8	26.1
30.38	30.53	30.83	24.5	24.8	25.3
30.98	30.80	30.65	24.8	25.2	25
30.73	30.70	30.73	24.4	24.7	25
29.55	29.68	29.70	23.6	23.9	24.2
30.38	31.13	31.38	26.4	26.6	26.7
31.40	31.78	32.15	25.6	25.3	25
31.83	31.95	32.13	24.8	24.5	24.1
32.00	32.18	32.50	24	24.3	24.3
31.88	32.30	32.68	23.8	23.5	23.6
30.45	30.55	30.68	23.736	23.988	23.972
30.56			23.90		
General Average:			27.23		

Table 2 Averages per midpoint warm and cold days

Day without cultivation

To obtain the value of the average function, and the heat used, the following formulas were used, the results are shown in Table 3 and Table 4, where a comparison of previous research carried out in the same greenhouse is shown.

$$\iint_R f(x,y)dA \approx \sum_{i=1}^4 \sum_{j=1}^4 f(\bar{x}_i, \bar{y}_j) \Delta A$$

$$f_{prom} = \frac{1}{A(R)} \iint_R f(x,y)dA$$

$$\dot{Q} = \frac{m C_p (T_f - T_i)}{t}$$

Temperature °C										
	S1	No	S2	No	S3	No	S4	with	S5	with
	culture		culture		culture		culture		culture	
0.25 m		27.43		27.52		29.91		30.93		24.7
1.3 m		28.14		29.27		30.24		30.94		24.86

Table 3 Average f results per week (0.25 and 1.3m)

Parameter	2017	2018
<i>Q seized warm day</i>	$4.83 \times 10^{-3} W$	0.12 W
<i>I took advantage of cold day</i>	$6.87 \times 10^{-3} W$	0.01 W
<i>Evaporation</i>	213.1488 Kg H ₂ O/h	208.22Kg H ₂ O/h
<i>Growth factor</i>	2-4 cm	2-6cm
No crop		
<i>Cooling Q</i>		
<i>Warm days</i>		
<i>Bed</i>	0.49 W	9.73 W
<i>0.5m</i>	-0.40 W	-1.81 W
<i>1m</i>	0.42 W	0.37 W

Table 4 Data comparison for the years 2017-2018

Source: Self Made

Conclusions

This work presents the second approach to a numerical analysis of the greenhouse climate in the Valle de Santiago Guanajuato region and studying the heat transfer that exists between each of the points that were taken with the orthogonal mesh.

The temperature distribution by nodes was not uniform due to the location of the greenhouse, since at the time of obtaining the data two walls are under the sun's rays and the other two walls are under shade.

The cultivation of the plants allowed a decrease in the temperature in the greenhouse and clearly agrees with the results since, after 1 week more cultivation, the average temperature decreased 6.16 ° C and this agrees with the bibliography that the higher the volume cultivated has a greenhouse, there is a smaller difference in temperature with the outside.

References

Flores-Velázquez, Jorge, Mejía-Saenz, Enrique, Montero-Camacho, Juan I., & Rojano, Abraham. (2011). Análisis numérico del clima interior en un invernadero de tres naves con ventilación mecánica. *Agrociencia*, 45(5), 545-560. Recuperado de http://www.scielo.org.mx/scielo.php?script=sci_arttext&pid=S1405-31952011000500002&lng=pt&tlng=es.

Montero, J. I., G. R. Hunt, R. Kamarudddin, A. Anton, and B. J. Bailey. 2001. Effect of ventilator configuration on wind driven ventilation in a crop protection structure for the tropics. *J. Agric. Eng. Res.* 80: 99-107.

Establishment of Homegardens in the State of Aguascalientes

Establecimiento de Huertos Familiares en el Estado de Aguascalientes

LÓPEZ-LÓPEZ, Ana†, ACOSTA-ZAMARRIPA, Ana, ZARZOSA-VEGA, Ricardo and DOMÍNGUEZ-LÓPEZ, René

Programme in Sustainable and Protected Agriculture

ID 1st Author: Ana, López-López

ID 1st Coauthor: Ana, Acosta-Zamarripa

ID 2nd Coauthor: Ricardo, Zarzosa-Vega

ID 3rd Coauthor: René, Domínguez-López

DOI: 10.35429/JURRE.2020.6.4.5.7

Received March 01, 2020; Accepted June 30, 2020

Abstract

The state of Aguascalientes is made up of 11 municipalities, in 9 of them home gardens follows settled: Aguascalientes with 26 orchards, the town of seats with 15, Calvillo was benefited 9 gardens, sewed with a total of 26 gardens, The flat 8 orchards, the town of Jesus Maria 16, Rincon de Romos with 10 orchards, San Francisco de los Romo 13 orchards and finally Tepezalá municipality with 18 orchards. Giving a total of 140 orchards. Which they were planted to the following crops, cilantro, radishes, beets, onions, broccoli, cauliflower, cabbage, lettuce, red tomatoes, tomato shell, serrano and jalapeno pepper, watermelon, melon, cucumber, chard and spinach In the second stage It is being established vermicompost bed for organic fertilization of the same. So far the results have been favorable since 90% of orchards have been adopted and cared for by the beneficiaries, the rest have been relocated to other communities in the different municipalities of the state of Aguascalientes.

Resumen

El Estado de Aguascalientes está conformado por 11 municipios, en 9 de ellos se instalaron huertos familiares de la siguiente manera: Aguascalientes con 26 huertos, el municipio de Asientos con 15, Calvillo fue beneficiado con 9 huertos, Cosió con un total de 26 huertos, El Llano 8 huertos, el municipio de Jesús María con 16, Rincón de Romos con 10 huertos, San Francisco de los Romo con 13 huertos y finalmente el municipio de Tepezalá con 18 huertos. Dando un total de 140 huertos. Los cuales fueron sembrados con los siguientes cultivos, cilantro, rábano, betabel, cebolla, brócoli, coliflor, repollo, lechuga, tomate rojo, tomate de cascara, chile serrano y jalapeño, sandía, melón, pepino, acelga y espinaca En la segunda etapa se está estableciendo la cama de lombricomposta para la fertilización orgánica de los mismos. Hasta el momento los resultados han sido favorables ya que el 90 % de los huertos han sido adoptados y cuidados por los beneficiarios, el resto han sido reubicados en otras comunidades de los diferentes municipios de estado de Aguascalientes.

Citation: LÓPEZ-LÓPEZ, Ana, ACOSTA-ZAMARRIPA, Ana, ZARZOSA-VEGA, Ricardo and DOMÍNGUEZ-LÓPEZ, René. Establishment of Homegardens in the State of Aguascalientes. Journal-Urban-Rural and Regional Economy. 2020. 4-6: 5-7

† Researcher contributing as first author.

Introduction

Today we live in a developed industrial society that is constantly evolving into a service society. The majority of the population lives in cities and along the coastline, so it can be said that this society is predominantly urban.

For many centuries agricultural ecosystems have been in perfect balance with the natural environment surrounding them, but nowadays the intensive production system has led to the disruption of this balance with the massive application of chemical fertilisers and pesticides.

This development has led to the loss and disappearance of market gardens that until a few years ago were located on the outskirts of cities, to the lack of knowledge of production processes on the part of consumers, to valuing an agricultural product not as a foodstuff but rather as a product with a size, colour, price, etc., in short, to the disappearance of an agricultural culture. Esteve (2010). For this reason, the Universidad Tecnológica del Norte Aguascalientes has been working intensively to retake the part of agricultural production, through the generation of urban spaces destined to the improvement and production of agricultural products for food purposes.

It is not about returning to the natural state, but rather about creating a humanised landscape, which is based on intensive work and care of the land: shaping the terrain, ensuring irrigation and controlling the growth of crops and, in short, guiding all efforts to a healthy and nutritious production purpose suitable for self-consumption.

Urban and peri-urban gardens are agricultural spaces linked to urban centres which combine the productive functions associated with family consumption with sustainable, social and environmental purposes. A home garden is a plot where fresh vegetables are grown intensively and continuously throughout the year, which involves staggered sowing. A home garden can be established on small plots of land in a lot near the house and is easy to tend; the produce is reserved for the food needs of the farmer's family. (Policarpo Espinoza Robles).

Ecological agriculture is the integration of the knowledge of traditional and environmentally friendly agriculture with modern biological and technological research.

The course in Sustainable and Protected Agriculture at the Universidad Tecnológica del Norte Aguascalientes uses models for the establishment, care and production of vegetables, as well as promoting care and respect for the environment.

General objective

To promote in the inhabitants of the different communities of the state of Aguascalientes a participatory sustainable ecological culture, through the demonstration, implementation, monitoring, maintenance and production of different agricultural activities using the techniques and spices appropriate to the region, to obtain organic vegetable products, which provide a nutritional and nutritional contribution to the members of the family.

Specific objectives

- To develop and implement a training plan for the members of the communities in the state of Aguascalientes in the creation, care and maintenance of family gardens.
- To promote ecological agriculture in society, through the creation of organic urban gardens producing healthy and fresh food and thus recovering the horticultural variety of the region.
- Encourage community management of home gardens, guaranteeing the active participation of the state's communities.
- Promote the social participation of the community in the self-consumption of vegetable products, thus helping to feed the family.

Methodology

This service project will be carried out in two stages. The compost will be composted for a week to make the compost suitable, then a kilogram of red Californian earthworm will be added to produce organic fertilisers and add them to the family gardens.

Citizen Participation in the Consultative Councils for Sustainable Development (CCDS) in Southeast Mexico: An Academic Perspective

La participación ciudadana en los Consejos Consultivos para el Desarrollo Sustentable (CCDS) en Sureste mexicano: Una visión académica

GÓMEZ-RIVERA, Petrona*†

ID 1st Author: *Petrona, Gómez-Rivera*

DOI: 10.35429/JURRE.2020.6.4.8.11

Received March 11, 2020; Accepted June 30, 2020

Abstract

In Mexico, since 1995 a Citizens Advisory Council involved in the analysis of environmental policies and offer recommendations to the Federal Government was formed. The academic sector is part of these Councils, and the following research questions were raised: councils are performing the functions set out in the Regulations? Which of these functions is the incident?. With this, the objective was to measure the level of participation of these citizens advice in a state of the Mexican Southeast. The methodology consisted of applying a questionnaire to identify the areas of greatest impact and citizen participation, responses were evaluated based on a scale (Likert), the instrument was applied to 90% of participants of CCDS, it was validated with Cronbach's alpha, obtaining acceptable reliability of 0.70. As a result of data analysis, it was found that the highest incidence of involvement of the Council, is in the role of recommendations with 44.4%, determining a moderate level Likert scale. From the academic perspective, this paper contributes a qualitative measurement instrument participation of the Council, but at the same time, will encourage others and more robust instruments and strategies for improvement in the Councils.

Civil participation, Civil advices, Environmental policy

Resumen

En México, desde 1995 se conformó un grupo de Consejeros Ciudadanos que participan en el análisis de las políticas ambientales y ofrecen recomendaciones al Gobierno Federal. El sector académico forma parte de dichos Consejos, y se plantearon las siguientes preguntas de investigación: ¿los Consejos están realizando las funciones establecidas en su Reglamento? ¿cuál de estas funciones es la más incidente?. Con lo anterior, el objetivo fue medir el nivel de participación de estos Consejos Ciudadanos en un estado del Sureste mexicano. La metodología consistió en la aplicación de un cuestionario para identificar las áreas de mayor incidencia o participación ciudadana, las respuestas se valoraron con base en una escala (Likert), el instrumento se aplicó al 90% de participantes del CCDS, mismo que fue validado con el alfa de Cronbach, obteniendo una confiabilidad aceptable del 0.70. Como resultado del análisis de los datos, se observó que la mayor incidencia de participación del Consejo, se encuentra en la función de recomendaciones, con el 44.4%, determinando un nivel moderado en la escala de Likert. Desde la perspectiva académica, el presente trabajo contribuye con un instrumento cualitativo de medición de la participación del Consejo, pero a la vez, propiciará otros y más robustos instrumentos, así como, las estrategias de mejora en los Consejos.

Participación ciudadana, Consejos Ciudadanos, Política ambiental.

Citation: GÓMEZ-RIVERA, Petrona. Citizen Participation in the Consultative Councils for Sustainable Development (CCDS) in Southeast Mexico: An Academic Perspective. Journal-Urban-Rural and Regional Economy. 2020. 4-6: 8-11

* Correspondence to Author (email: pgomez.tc@uttab.edu.mx)

† Researcher contributing as first author.

Introduction

In Inclusive Mexico, social policies that promote citizen participation, transparency and accountability are elements that foster development with statistical evidence to evaluate and feed back into social programmes (PND 2013-2018).

On the issue of environmental governance, the Consultative Council for Sustainable Development (CCDS) has had an important trajectory since 1995, in which it exercises the functions of advising, recommending, analysing and evaluating public environmental policies (LGEEPA, 2008).

Throughout its 20-year history, the CCDS has had the participation of around two thousand advisors from various sectors: academia, business, youth, indigenous peoples, social organisations, gender and women, who together have analysed specific environmental situations and have made recommendations to SEMARNAT and the corresponding bodies such as CONAGUA, CONAFOR, PROFEPA, among others (<http://www.semarnat.gob.mx>).

During 3-year cycles, each generation of Councillors issues a historical document called White Papers, in which the experiences and achievements obtained, the recommendations made, the attendance to meetings, as well as the participation in other consultative bodies, are reflected in the form of reports. In spite of having these documents and information concentrated over 20 years, it can be seen that there are a significant number of recommendations, but the significance of these works in Mexican environmental policy is unknown.

Therefore, and from an academic perspective, the trajectory of the CCDS deserves to be evaluated with instruments that make it possible to measure the level of citizen participation and its impact or incidence on environmental policies that have promoted sustainable development in our country. This work offers a semi-quantitative measurement instrument, based on the following basic research questions: Are the Councils carrying out the functions established in their Regulations? Which of these functions is the most important?

Objective

The objective of the study was to determine the level of impact or incidence of the functions exercised by a CCDS in Southeast Mexico during the period 2008-2011. This will contribute to having information to improve the management of the CCDS at the governmental level and to accurately assess the results.

Method

An instrument (questionnaire) was designed, based on the four functions of the CCDS (advising, recommending, analysing and evaluating public environmental policies), with nine items, whose response options were assessed on a Likert scale.

The dependent variable was the impact of the CCDS, and the independent variable was the applicability of the work generated by the CCDS. The target population for the application of the instrument was all CCDS councillors in southeastern Mexico.

To determine the reliability (precision or accuracy) of the measurement instrument, Cronbach's Alpha Coefficient (1) was applied, with which the variances of the items and the variance of the total score were obtained, establishing a minimum required value of 0.7.

$$\alpha = \frac{K}{K-1} \left[1 - \frac{\sum S_i^2}{S_T^2} \right] \quad (1)$$

Donde :

K = número de ítems

$\sum S_i^2$ = varianza del total de filas

S_T^2 = varianza de las sumas de los ítems

In order to determine the impact of the Advisory Council, descriptive statistics and Likert scale response frequencies were used for the data on the functions of the Councillors and the impact or incidence of the work carried out by the Council under study.

Results

Application of the instrument

With the support of the President of the selected Council, and as a general subject of an ordinary meeting held in April 2015, the Councillors and authorities of SEMARNAT of the State Delegation were informed of the objective of the research project and were invited to actively participate in the process of applying the questionnaire, which was sent to them electronically, through the official mail of the technical secretary of the Council.

During the months of April to June 2015, the applied instruments were received.

The expected goal was the participation of all councillors, resulting in 90% of participating councillors.

Validation of the instrument

The results obtained were processed in an Excel 2013 spreadsheet, descriptive statistics were applied, and the frequencies of responses were calculated on a Likert scale.

Subsequently, the Cronbach's alpha formula was developed, obtaining a 0.70 level of reliability of the instrument, which is considered an acceptable correlation between the items of the instrument applied (Cortina 1993, Streiner 2003 in Oviedo 2005).

Participation of Board Members with respect to the functions performed

With regard to the indicators of the functions and impact of the work carried out by the Board members, the percentage of responses on the Likert scale (0=nil, 1=low, 2=moderate, 3=high) was analysed, and it was found that 55.6% consider the function of issuing recommendations to be moderate, the functions of evaluating specific issues to be low with 66.7% and the function of advising to be nil, with 66.7% (Table 1).

Estimating the impact of the work carried out by the Council

In reference to the impact of the Council's work, Table 2 shows that 44.4% of the Councillors are of the opinion that the applicability of the work issued is moderate; on the other hand, the administrative response time for the work issued by the Council has a low scale value, with 77.7% of the responses; and 44.4% express no participation in advisory work on specific projects (Table 2).

The results obtained do not have a reference point with which to argue, but the methodology used must be reinforced with a conceptual and analytical framework that allows for the integration of information from other primary sources in order to design robust indicators and evaluation instruments.

Item	Porcentaje de frecuencias	Escala de Likert que presento la mayor frecuencia
Asistencia a reuniones del Consejo	55.6	1= bajo
Participación en la función de asesoría	66.7	0=nulo
Participación en las función de emitir recomendaciones	55.6	2= moderado
Participación en la función de evaluar asuntos específicos	44.4	1= bajo
Participación en la función de evaluar resultados de los programas, políticas y acciones	66.7	1= bajo

Table 1 Results of Councillors' participation in specific functions

Source: Gómez R.P.2015

Item	Porcentaje de frecuencias	Escala de Likert que presento la mayor frecuencia
El esfuerzo de trabajo realizado es	44.4	1= bajo
Tiempo de respuestas administrativas para los trabajos que emitieron, es:	77.7	1= bajo
Interés administrativo hacia los trabajos que emitieron, es:	55.5	2= moderado
La operatividad de los procesos administrativos e internos del Consejo es:	55.6	1= bajo
La aplicabilidad de los trabajos que emitieron, es:	44.4	2= moderado
El número de asesorías realizadas a la fecha, es:	55.5	0=nulo
El número de recomendaciones realizadas a la fecha, es:	55.5	1= bajo
El número de evaluaciones específicas:	55.5	1= bajo
El número de evaluaciones de resultados de programas, políticas y acciones, realizadas a la fecha, es:	44.4	0=nulo

Table 2 Outcome of the impact of the work carried out by the Council

Source: Gómez R.P.2015

Acknowledgement

We would like to thank the support and management of the CCDS in the Mexican Southeast as well as the corresponding State Delegation of SEMARNAT.

Likewise, to the Technological University of Tabasco for the facilities provided for the research, and to the Council of Science and Technology of the State of Tabasco, for the support provided in the training of a human resource as a research assistant through the New Talents Programme.

Conclusion

It is considered that the impact or incidence of a CCDS in Southeast Mexico on environmental policy is moderate, that of the four main functions of the Council, that of issuing recommendations is the most recurrent, and the opposite is the case of the advisory function, which is considered to be null.

On the other hand, the moderate level of enforceability of the work issued by the Council may be due to the low response of the administrative time to be expected to be enforceable.

The results provide qualitative information, which should be reinforced with other methodological and statistical instruments to strengthen the results and serve as a basis for decision-making for the improvement of the Advisory Councils for Sustainable Development.

The study is useful, considering the lack of studies that evaluate the impact of the Advisory Councils at the national level. With these data, an academic perspective is provided to measure the citizen effort added to the responsibility of environmental policies, for environmental governance.

References

Baker L. Judy. 2000. Evaluación del impacto de los proyectos de desarrollo en la pobreza. Manual para profesionales Banco Mundial. Washington, D.C. pp. 219

Gobierno Federal 2013. Plan Nacional de Desarrollo 2013-2018.

Ley General de Equilibrio Ecológico y Protección al Ambiente, 2008.

Torres, Verena; Ramos, N.; Lizazo, D.; Monteagudo, F.; Noda, Aida. Modelo estadístico para la medición del impacto de la innovación o transferencia tecnológica en la rama agropecuaria. Revista Cubana de Ciencia Agrícola, vol. 42, núm. 2, 2008, pp. 133-139. Instituto de Ciencia Animal. La Habana, Cuba.

Oviedo Heidi y Campo A.A. 2005. Metodología de la investigación y lectura crítica de estudios. Aproximación al uso del coeficiente alfa de Cronbach. Revista Colombiana de Psiquiatría. vol XXIV/ No. 4/2005 pag. 572-580

SEMARNAT 2008-2011. Respuestas emitidas por el Consejo Consultivo por el Desarrollo Sustentable Región Sureste (<http://consejos.semarnat.gob.mx>).

Research on success stories of family businesses and proposal of a CANVAS business model

Investigación sobre casos de éxito de empresas familiares y propuesta de modelo de negocio CANVAS

SERRANO, Ma. Guadalupe*†, QUEZADA-FLORES, Ma. De La Luz, MÁRQUEZ-DE ANDA, Camilo and LIPIEC, Jacek

Universidad Tecnológica de León. Blvd. Universidad Tecnológica No. 225 Col. San Carlos León, Gto., C.P. 37670.

ID 1st Author: *Ma. Guadalupe, Serrano*

ID 1st Coauthor: *Ma. De La Luz, Quezada-Flores*

ID 2nd Coauthor: *Camilo, Márquez-De Anda*

ID 3rd Coauthor: *Jacek, Lipiec*

DOI: 10.35429/JURRE.2020.6.4.12.18

Received March 11, 2020; Accepted June 27, 2020

Abstract

Today the family business occupies a very important place in the economy of each country to generate the most jobs and contributing to gross domestic product in a very high percentage. The objective of this research is to present relevant information of successful companies that have prevailed for over 1400 years and passed from generation to generation with unique businesses and chaos and power struggles between family, and a proposal of methods and models of business. The results show the oldest family businesses with the world and its orders, competitive advantages and business secrets. Evidence of the family chaos are presented. CANVAS business model supported with the book of Alexander & Pigneur, it has been adopted by incubators Mexico, includes every part of a business plan focuses on infrastructure, supply, customer and economic model.

Success stories, Family chaos, CANVAS model

Resumen

En la actualidad las empresas familiares ocupan un lugar muy importante para la economía de cada país generando la mayor parte de los empleos y contribuyendo al producto interno bruto en un porcentaje muy alto. El objetivo de esta investigación es presentar información relevante de empresas de éxito que han prevalecido por más de 1400 años y pasado de generación en generación con negocios únicos, así como el caos y guerras de poder entre la familia, y una propuesta de métodos y modelos de negocios. Los resultados muestran los negocios familiares con mayor antigüedad del mundo así como sus giros, ventajas competitivas, y los secretos de las empresas. Se presentan evidencias del caos familiar. Un modelo de negocios CANVAS soportado con el libro de Alexander & Pigneur, mismo que ha sido adoptado por incubadoras de México, incluye cada parte de un plan de negocios se centra en la infraestructura, oferta, cliente y modelo económico.

Casos de éxito, Caos familiar, modelo CANVAS

Citation: SERRANO, Ma. Guadalupe, QUEZADA-FLORES, Ma. De La Luz, MÁRQUEZ-DE ANDA, Camilo and LIPIEC, Jacek. Research on success stories of family businesses and proposal of a CANVAS business model. Journal-Urban-Rural and Regional Economy. 2020. 4-6: 12-18

* Correspondence to Author (email: gserrano@utleon.edu.mx)

† Researcher contributing as first author.

Introduction

As Michel de Montaigne writes "Ruling a family is almost as difficult as ruling a kingdom". Some of the keys to survival for over 1400 years are financial policy, which tends to be more conservative, low indebtedness and reinvestment of profits, while owners try to be more patient with success and profits. (Sala, 2009). Page 29

Family businesses range from corner shops run by parents with or without the support of their children, to giants such as Ford Motors, Michelin, Fomento de Construcciones, Carrefour, Fiat or family groups with a wide variety of interests, such as the Wallenberg dynasties in Sweden, the Wendels in France, or the Marches in Spain. Of the 250 family companies listed on the stock exchange, 10 are Mexican companies. In this work we will reveal the administrative and financial secrets that these companies have in order to continue operating with positive results in their finances.

In this case, we will only talk about the successes of family businesses and the benefits they obtain by making business plans following an effectively functional model.

The present research starts with the background of family businesses, followed by the methodology and the respective analysis of the success stories, as well as the proposed CANVAS business model for family businesses starting or developing.

Structure of the family business, young family in the business, entry into the business, working together, handing over the baton.

This results in a controlling owner, sibling partnership and leads to a consortium of cousins. Family businesses are characterised by emotional rather than professional and rational decision making. (Rius, 2010)

Errors of grandeur

Too many titles, too much nobility, what about business? A process of deification of this type is what ended with the independence of the centenary brewery Guinness as a family company to become just another brand within the conglomerate. This is what he says (Sala 2010). Page 49

"Family businesses are those in which at least two members of the same family, both persons related by natural or legal kinship, have control over the ownership to the same degree. They have sufficient control over the ownership to influence and participate effectively in the administration and management with clearly non-personal business objectives and aims.

What makes a family business different from other companies is the setting, the ownership, the family and the company". (Sala, Family Secrets, 2009).

Change, even if it costs, or stagnation and bankruptcy, as Gerardo Mercado comments in his work Reinventing the family business: The business model. (Mercado, 2009)

In 2010 Alexander Osterwalder designed the business model canvas. A business model describes the logic of how an organisation creates, delivers, and captures value. According to the author, a business model consists of nine elements.

Customers, value proposition, distribution channels, customer relationships, revenue sources, key resources, key activities, key alliances, cost structure.

In Mexico, around 70% of new businesses do not reach their third year of life. Studies in the US show that less than 30% of family businesses successfully advance to the second generation, and only 12% reach the third generation. According to data from the Small Business Administration (www.sba.gov) and the Bureau of Labor Statistics (www.bls.gov), 53% of startups born in 2005 had disappeared by 2010, five years later. In short, the majority of family businesses 70% at least did not make it to the next stage.

The CANVAS business model

Written by Alexander in 2010, it provides input from 470 business plan and business model experts in 140 countries. This model is adopted by some incubators in Mexico, giving great results for entrepreneurs who want to apply for federal funding, as the model manages globally each part of the company, projecting financially the life of the business for more than 3 years of operation.

3 years of operation. Supporting start-ups and companies in the development stage.

Canvas Model

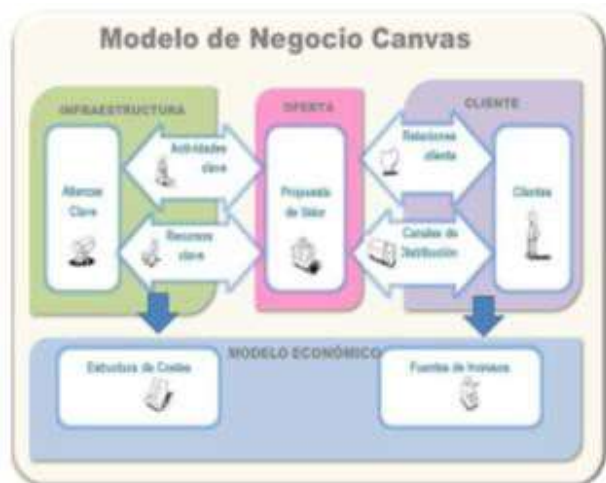


Figure 1 Canvas Model

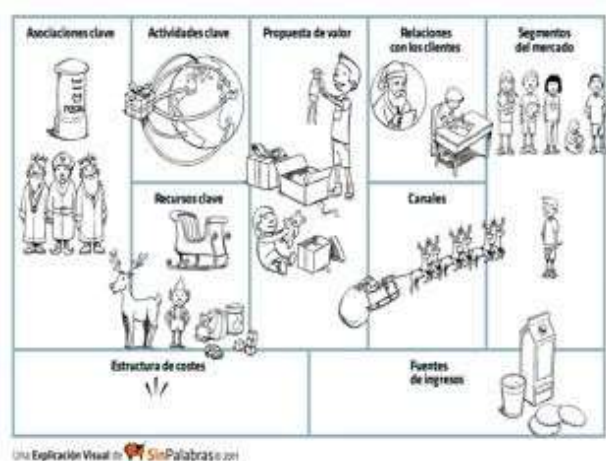


Figure 2 Example CANVAS model

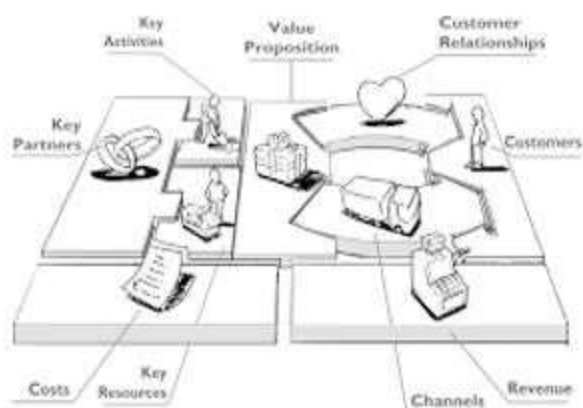


Figure 3 Example in English, <http://www.chile-startups.com/modelo-canvas-en-espanol-9-paso-a-seguir/>

"The model of balance between business and family, imagine a ship made up of three parts: bow, stern and cockpit. In which the captain is located, the ship must sail as long as the water does not penetrate, and for this purpose it must move in harmony with the waves of the sea". So it is with the family business, the bow represents the family, the stern the company, in the cockpit are the decision-makers, the parents represent the captain of the ship.

On the other hand, if the company receives the resources and the family only a minority of the members disagree that the company will grow and the family will stagnate. (Rius, 2010)

Methodology to be developed

For the presentation of the success stories of family businesses and the proposal of the business model, three important points were addressed.

- Collection of success stories of family businesses in Mexico and much of the world.
- Family chaos among the most successful companies, such as murders, people who go to jail because of their own relatives.
- Family secrets of successful family businesses
- Analysis of the CANVAS business model.

The business model is the plan to follow to make the entrepreneur's business idea a reality, in a company that is able to achieve financial self-sufficiency, able to pass from generation to generation and manage to live for more than 1400 years.

Results

Presentation of family business success stories

Undoubtedly the company with the longest longevity worldwide is the Buddhist temple builder, with an active life of more than 1428 years, KONGO GUMI, which disappeared in 2006, founded in 578, the cause of its disappearance is due to its millionaire debt and the downward business cycle in Japan.

This drastically depreciated the value of its assets. The volume of debt reached 343 million dollars and the firm was unable to pay it off.

The next company is BERETTA, the best bullet in the chamber, has been making guns for almost 500 years and the company's philosophy is very clear: one owner, one head. Like other family-owned companies, Beretta puts into practice a mixture of innovation and design in the production processes. This company was founded in 1526.

In third place is the company Codorniu Cava and wine from the cradle. Born in 1551 with great success in wine, the owners have been leading the way for as long as they can remember.

Santander banking in the genes, the family control is carried with an iron fist in this one-armed man. In 2006 the banker and his two sons sealed a 50-year share syndication agreement with his two sons, until 2056.

Banca March, from smuggling to big business. Juan March smuggled contraband between Morocco and the Balearic Islands. Who later helped to finance the military from these origins, a veritable empire was born, which is today managed by his grandsons Juan and Carlos March.

Loreal, Bettencourt, because Loreal is worth it. The company's stock market value is 42 billion euros. It is a veritable empire.

Exposure of the most serious family chaos collected

Guinness brewery, errors of grandeur, too many titles, too much nobility and the business? Such a process of deification is what ended the independence of the century-old Guinness beer as a family-owned company.

Adolfo Dominguez took over the business created by his father and ended up having his three brothers as competitors, a company that went from being a mere tailor's shop to a real company.

Raventós, The heir leaves Condornú and creates his own brand. In 1982 José María Reventós Blanc, manager of the century-old Codorniu winery, based in Sant Sadurní, disagreed with the company's strategy with the rest of his brothers and cousins and joined the family business at the age of just 20.

Grupo Celsa, Rubiralta: Two brothers two destinies, the company had a turnover of 3,000 million euros, but the harmony between these brothers that has been characteristic of the company for years did not last forever and they split up.

Family secrets of success

The key to the success of the Kongo company was that for many years it was only dedicated to the manufacture of temples and when it decided to invest in real estate, its finances soon collapsed and in 2006 the world's longest-running company came to an end.

In Beretta, when the shareholders are essentially relatives, you can maintain a certain stability because they are willing to make certain sacrifices.

Codorniu, represented by the Raventos, they know almost from birth that in order to work in the family business you have to know English, have a university degree and have worked for at least five years in companies outside the clan. Finally, the board decides who are the ideal candidates to occupy the positions of responsibility.

Adolfo Dominguez, the company's real success came from franchising and marketing. The symbol of the wrinkle became more and more popular and became a real fashion statement. But in 1991 the company burned down and destroyed the main factory of the company, the loss was 90 million euros. Financial support and loans from Santander enabled the company to recover.

Christopher B. Galvin, grandson of Motorola's founder, stepped down as CEO in 2003, breaking the family tradition. Although struggling today and out of the control of the Galvin family that founded it, Motorola remains at the top of the telecommunications world, although it is not nearly what it once was. (Sala A. , 2010)

CANVAS business model

Any business model will bring added value in a very particular way to any company that makes use of them, based on them, the mission, vision and objectives of the company will be put into practice.

The CANVAS model by Alexander & Yves. It consists of nine points

- Customer segment, can be one or several segments.

- Value proposition, it is about solving customer problems and satisfying customer needs with value propositions.

- Distribution channels and communications, value propositions are delivered to customers through communication, distribution and sales channels.

- Customer relationships are established and maintained with each customer segment.

- Revenue streams, revenues are the results of value propositions successfully delivered to customers.

- Key resources are the means necessary to deliver the described elements successfully.

- Key activities, by performing a number of key activities.

- Partner network, some activities are outsourced and some resources are procured from outside the company.

- Cost structure, the elements of the business model result in the cost structure. (Pigneur, 2011)

Business model analysis

- Customer segment, who I am going to target my product with what characteristics will be my customers, what is my target market, niche market, segmented market, diversified market.

- Value proposition, give a new product with features and advantages different from the competition and I will give that others do not offer what I know that they do not.

- Distribution channels, internal sales team, through the web, own shop or managed by the company, partner channel, how I am going to get my product to my customer segment.

- Customer relations, customer acquisition, customer loyalty, sales estimation, overall customer experience, how I will do it, personal support, exclusive support, more intimate and in-depth, self-service, you tube automatic services, communities and social networks, collective lego creation.

Revenue streams, the revenue must first come from my value proposition and then it could be from the distribution channel, always with positive flows and thinking of leaving or investing my profits at the beginning for a long time to help the financial growth of my company.

- Key resources, the most important assets for a business model to work, are intellectual human resources, patents, copyrights, partnerships and databases of our customers and others who are not yet customers, physical resources such as facilities and manufacturing, as well as our fixed assets, machinery and equipment.

- Key activities, registering my brand, optimisation and economy of scale, reducing costs involved in infrastructure, reducing risks, and uncertainty, buying certain resources, sharing a piece of the pie, making alliances.

- Key partnerships, networking alliances with our customers and suppliers, always offer a competitive advantage of our services to negotiate and always have our captive customers and our suppliers very aware of our needs.

- Cost structure, costs and expenses must contain each and every one of the activities necessary for our company to function, the costs will be the variables that are recovered when our product or service is sold and the expenses are the fixed costs necessary to manage and run our business and these are made and are affected by the expense and are not necessarily recovered with the sale of a product.

The financial plan contains the break-even point where we analyse the income we are showing in our budget and the costs and expenses necessary to generate that income and based on this we start to generate profit when we make a certain number of products or services provided, depending on the result this can be modified from its point one of the CANVAS business model.

This business model establishes a business plan in an integral and global way where the central axis is the customer, offering a unique value proposition and that will distinguish us from other companies, it can be analyzed that a good idea can arise from an excellent business, which requires persistence and combining it with being careful with finances and using the reinvestment of profits which results in a growth more as we started we will see our business grow faster than thought and planned by the CANVAS business model written by Alexander & Yves in 2010 that left behind many other models that also serve as a guide when we have a business idea.

The financial statements needed in the business model are the following:

- Expense statement
- Monthly and yearly cumulative income
- Monthly income statement with annual cumulative
- Balance sheet with monthly and cumulative annual breakdown

Break-even point with monthly and yearly cumulative breakdown, with product mix if more than two products are available.

- Financial projections for at least five years.

Note: projections are requested for 5 years because according to statistical data family and micro enterprises close or go bankrupt in the first 3 years of operation.

Acknowledgement

I would like to thank the Universidad Tecnológica de León for their support, both financially and in terms of time, for the development and research into business models and financial projections, and for their support for the development and attendance at the CICA 2015 congress. And national and international congresses, special thanks to the area director Javier Eduardo Rangel.

Conclusions

The main secrets of family businesses is the reinvestment of profits and having patience in the finances of the company and not spending more than necessary to grow your family business, no doubt the business model used by each company determines the direction of the company.

The successes of the company are due to the sacrifices of each of its founders, their preparation, innovation, designs and developments in their production processes, the family chaos begins when entrepreneurs pay more interest, The family chaos begins when the entrepreneurs pay more interest to their companies than to their relatives and they get jealous wives who get to murder and jealous children of their siblings when they decide to whom they will give the head of the family business, they divide the inheritances and divide the family business, the chaos is also experienced in the case of Guinness for leaving a lot of wealth uncovered and the business is left to one side, this leads to the end of the family business.

The Canvas business model written by Alexander in 2006 replaces other models that look at the business plan separately and not as holistically as the one proposed by the author.

With these new points that take care of the client and the business idea to develop costs according to the needs of the business to generate a profit that helps the growth of the business, which helps to be subject to support from federal funding sources that are the most economical for the company and with real benefits, fulfilling each of the needs of the business model makes the entrepreneur or businessman can launch his business idea.

The results shown in this research are that the success of family businesses is due to the persistence of each of their owners and that some businesses prefer to have only one head, one director and one owner.

The captain of the ship has to know where he is going so that the wind that is blowing directs him to where he had planned in time, if there is no course there is no good air to guide him to a good destination.

References

Baca G, "Evaluación de Proyectos" Mc Graw Hill, México, quinta edición, 2011.

G Gitman L, "Principios de Administración Financiera", Pearson Addison Wesley, México, decimo primera edición, 2007.

<http://www.chile-startups.com/modelo-canvas-en-espanol-9-paso-a-seguir/>

Instituto Innova empresa, Recuperado de: Portal MYPYMES empresas de nueva creación, recuperado de: <http://www.cecocordoba.es/portalconun/pymes/> creación <http://www.entuxia.com/financiacion/wp-content/uploads/MODELO-DE-NEGOCIO-CANVAS-EJEMPLO.pdf>

Pigneur, A. O. (2011). Business Model Generaation. Barcelona, España: Grupo Planeta.

Rius, I. B. (2010). Empresas familiares su dinámica, equilibrio y consolidación. En I. B. Rius, Empresas familiares su dinámica, equilibrio y consolidación (Segunda Edición ed., págs. 29-30). México, D.F., Distrito federal, México: Mc Graw Hill.

Rius, I. B. (2010). Empresas Familiares Su Dinamica, Equilibrio y Consolidación. . México: Mc Graw Hill.

Rostow, W. (1959). The stage of economic growth. The Economic History Growth, 12 (1), 1-16.

Sala, A. (2010). Las Guerras del poder del negocio familiar a la gran multinacional. Barcelona: Ediciones robinbook.

Sala, A. (2009). Secretos de familia. Barcelona: Robin book.

Sala, A. (2009). Secretos de Familia. En A. Sala, Secretos de Familia las guerras del poder del negocio familiar a la gran multinacional (pág. 175). Barcelona, España: Ediciones Robinbook, s.l., Barcelona.

Sala, A. (2009). Secretos de Familia las Guerras del Poder. En A. Sala, Del Negocio Familiar a la Gran multinacional (pág. 175). Barcelona, España: Ediciones Robinbook, s.l.,.

Toro, D. (2009). Long-Run Economic Growth: Modeling Exercise for Emerging Markets. Macroeconomic Theory, School of Economic Sciences, Washington State University , 1-5.

Instructions for Scientific, Technological and Innovation Publication

[Title in Times New Roman and Bold No. 14 in English and Spanish]

Surname (IN UPPERCASE), Name 1st Author†*, Surname (IN UPPERCASE), Name 1st Coauthor, Surname (IN UPPERCASE), Name 2nd Coauthor and Surname (IN UPPERCASE), Name 3rd Coauthor

Institutional Affiliation of Author including Dependency (No.10 Times New Roman and Italic)

International Identification of Science - Technology and Innovation

ID 1st author: (ORC ID - Researcher ID Thomson, arXiv Author ID - PubMed Author ID - Open ID) and CVU 1st author: (Scholar-PNPC or SNI-CONACYT) (No.10 Times New Roman)

ID 1st coauthor: (ORC ID - Researcher ID Thomson, arXiv Author ID - PubMed Author ID - Open ID) and CVU 1st coauthor: (Scholar or SNI) (No.10 Times New Roman)

ID 2nd coauthor: (ORC ID - Researcher ID Thomson, arXiv Author ID - PubMed Author ID - Open ID) and CVU 2nd coauthor: (Scholar or SNI) (No.10 Times New Roman)

ID 3rd coauthor: (ORC ID - Researcher ID Thomson, arXiv Author ID - PubMed Author ID - Open ID) and CVU 3rd coauthor: (Scholar or SNI) (No.10 Times New Roman)

(Report Submission Date: Month, Day, and Year); Accepted (Insert date of Acceptance: Use Only RINOE)

Abstract (In English, 150-200 words)

Objectives
Methodology
Contribution

Keywords (In English)

Indicate 3 keywords in Times New Roman and Bold No. 10

Abstract (In Spanish, 150-200 words)

Objectives
Methodology
Contribution

Keywords (In Spanish)

Indicate 3 keywords in Times New Roman and Bold No. 10

Citation: Surname (IN UPPERCASE), Name 1st Author, Surname (IN UPPERCASE), Name 1st Coauthor, Surname (IN UPPERCASE), Name 2nd Coauthor and Surname (IN UPPERCASE), Name 3rd Coauthor. Paper Title. Journal-Urban-Rural and Regional Economy. Year 1-1: 1-11 [Times New Roman No.10]

* Correspondence to Author (example@example.org)

† Researcher contributing as first author.

Instructions for Scientific, Technological and Innovation Publication

Introduction

Text in Times New Roman No.12, single space.

General explanation of the subject and explain why it is important.

What is your added value with respect to other techniques?

Clearly focus each of its features

Clearly explain the problem to be solved and the central hypothesis.

Explanation of sections Article.

Development of headings and subheadings of the article with subsequent numbers

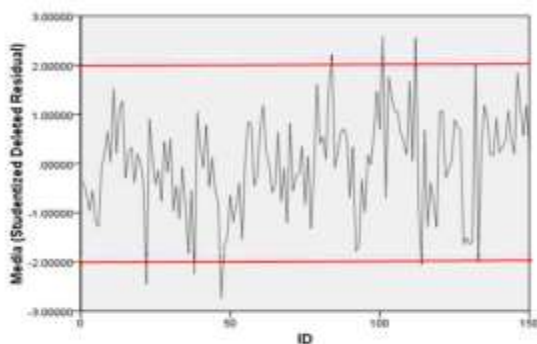
[Title No.12 in Times New Roman, single spaced and Bold]

Products in development No.12 Times New Roman, single spaced.

Including graphs, figures and tables-Editable

In the article content any graphic, table and figure should be editable formats that can change size, type and number of letter, for the purposes of edition, these must be high quality, not pixelated and should be noticeable even reducing image scale.

[Indicating the title at the bottom with No.10 and Times New Roman Bold]



Graphic 1 Title and Source (in italics).

Should not be images-everything must be editable.

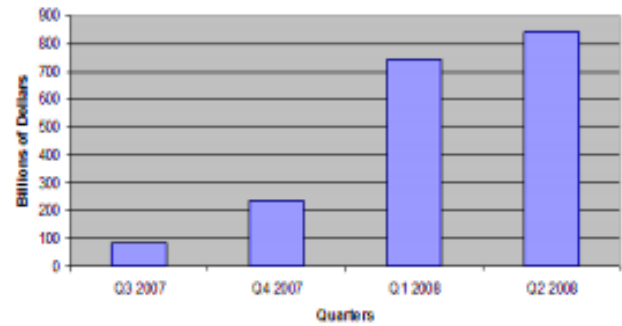


Figure 1 Title and Source (in italics).

Should not be images-everything must be editable.

	CLUSTER				
	1	2	3	4	5
SOLVENCY	3.31852	-1.1404	-.15872	0.39771	-0.25761
LIQUIDITY	0.30333	-0.22337	-0.09989	-3.44381	0.54441
SIZE	0.43530	-0.17872	-0.60025	1.22512	0.77877
PROFITABILITY	0.51014	-3.48323	0.20618	-0.1863	0.02273

Table 1 Title and Source (in italics).

Should not be images-everything must be editable.

Each Article shall present separately in **3 folders**: a) Figures, b) Charts and c) Tables in .JPG format, indicating the number and sequential Bold Title.

For the use of equations, noted as follows:

$$Y_{ij} = \alpha + \sum_{h=1}^r \beta_h X_{hij} + u_j + e_{ij}$$

(1)

They must be editable and number aligned on the right side.

Methodology

Develop give the meaning of the variables in linear writing and important is the comparison of the used criteria.

Results

The results shall be by section of the Article.

Annexes

Tables and adequate sources

Thanks

Indicate if they were financed by any institution, University or company.

Instructions for Scientific, Technological and Innovation Publication

Conclusions

Explain clearly the results and possibilities of improvement.

References

Use APA system. Should not be numbered, nor with bullets, however if necessary numbering will be because reference or mention is made somewhere in the Article.

Use Roman Alphabet, all references you have used must be in the Roman Alphabet, even if you have quoted an Article, book in any of the official languages of the United Nations (English, French, German, Chinese, Russian, Portuguese, Italian, Spanish, Arabic), you must write the reference in Roman script and not in any of the official languages.

Technical Specifications

Each Article must submit your dates into a Word document (.docx):

Journal Name
Article title
Abstract
Keywords

Article sections, for example:

1. *Introduction*
2. *Description of the method*
3. *Analysis from the regression demand curve*
4. *Results*
5. *Thanks*
6. *Conclusions*
7. *References*

Author Name (s)
Email Correspondence to Author
References

Intellectual Property Requirements for editing:

-Authentic Signature in Color of Originality Format Author and Coauthors

-Authentic Signature in Color of the Acceptance Format of Author and Coauthors

Reservation to Editorial Policy

RINOE Journal-Urban-Rural and Regional Economy reserves the right to make editorial changes required to adapt the Articles to the Editorial Policy of the Journal. Once the Article is accepted in its final version, the Journal will send the author the proofs for review. RINOE® will only accept the correction of errata and errors or omissions arising from the editing process of the Journal, reserving in full the copyrights and content dissemination. No deletions, substitutions or additions that alter the formation of the Article will be accepted.

Code of Ethics - Good Practices and Declaration of Solution to Editorial Conflicts

Declaration of Originality and unpublished character of the Article, of Authors, on the obtaining of data and interpretation of results, Acknowledgments, Conflict of interests, Assignment of rights and Distribution.

The RINOE® Management claims to Authors of Articles that its content must be original, unpublished and of Scientific, Technological and Innovation content to be submitted for evaluation.

The Authors signing the Article must be the same that have contributed to its conception, realization and development, as well as obtaining the data, interpreting the results, drafting and reviewing it. The Corresponding Author of the proposed Article will request the form that follows.

Article title:

- The sending of an Article to RINOE Journal-Urban-Rural and Regional Economy emanates the commitment of the author not to submit it simultaneously to the consideration of other series publications for it must complement the Format of Originality for its Article, unless it is rejected by the Arbitration Committee, it may be withdrawn.
- None of the data presented in this article has been plagiarized or invented. The original data are clearly distinguished from those already published. And it is known of the test in PLAGSCAN if a level of plagiarism is detected Positive will not proceed to arbitrate.
- References are cited on which the information contained in the Article is based, as well as theories and data from other previously published Articles.
- The authors sign the Format of Authorization for their Article to be disseminated by means that RINOE® in its Holding Peru considers pertinent for disclosure and diffusion of its Article its Rights of Work.
- Consent has been obtained from those who have contributed unpublished data obtained through verbal or written communication, and such communication and Authorship are adequately identified.
- The Author and Co-Authors who sign this work have participated in its planning, design and execution, as well as in the interpretation of the results. They also critically reviewed the paper, approved its final version and agreed with its publication.
- No signature responsible for the work has been omitted and the criteria of Scientific Authorization are satisfied.
- The results of this Article have been interpreted objectively. Any results contrary to the point of view of those who sign are exposed and discussed in the Article.

Copyright and Access

The publication of this Article supposes the transfer of the copyright to RINOE® in its Holding Peru for its RINOE Journal-Urban-Rural and Regional Economy, which reserves the right to distribute on the Web the published version of the Article and the making available of the Article in This format supposes

for its Authors the fulfilment of what is established in the Law of Science and Technology of the United Mexican States, regarding the obligation to allow access to the results of Scientific Research.

Article Title:

Name and Surnames of the Contact Author and the Coauthors	Signature
1.	
2.	
3.	
4.	

Principles of Ethics and Declaration of Solution to Editorial Conflicts

Editor Responsibilities

The Publisher undertakes to guarantee the confidentiality of the evaluation process, it may not disclose to the Arbitrators the identity of the Authors, nor may it reveal the identity of the Arbitrators at any time.

The Editor assumes the responsibility to properly inform the Author of the stage of the editorial process in which the text is sent, as well as the resolutions of Double-Blind Review.

The Editor should evaluate manuscripts and their intellectual content without distinction of race, gender, sexual orientation, religious beliefs, ethnicity, nationality, or the political philosophy of the Authors.

The Editor and his editing team of RINOE® Holdings will not disclose any information about Articles submitted to anyone other than the corresponding Author.

The Editor should make fair and impartial decisions and ensure a fair Double-Blind Review.

Responsibilities of the Editorial Board

The description of the peer review processes is made known by the Editorial Board in order that the Authors know what the evaluation criteria are and will always be willing to justify any controversy in the evaluation process. In case of Plagiarism Detection to the Article the Committee notifies the Authors for Violation to the Right of Scientific, Technological and Innovation Authorization.

Responsibilities of the Arbitration Committee

The Arbitrators undertake to notify about any unethical conduct by the Authors and to indicate all the information that may be reason to reject the publication of the Articles. In addition, they must undertake to keep confidential information related to the Articles they evaluate.

Any manuscript received for your arbitration must be treated as confidential, should not be displayed or discussed with other experts, except with the permission of the Editor.

The Arbitrators must be conducted objectively, any personal criticism of the Author is inappropriate.

The Arbitrators must express their points of view with clarity and with valid arguments that contribute to the Scientific, Technological and Innovation of the Author.

The Arbitrators should not evaluate manuscripts in which they have conflicts of interest and have been notified to the Editor before submitting the Article for Double-Blind Review.

Responsibilities of the Authors

Authors must guarantee that their articles are the product of their original work and that the data has been obtained ethically.

Authors must ensure that they have not been previously published or that they are not considered in another serial publication.

Authors must strictly follow the rules for the publication of Defined Articles by the Editorial Board.

The authors have requested that the text in all its forms be an unethical editorial behavior and is unacceptable, consequently, any manuscript that incurs in plagiarism is eliminated and not considered for publication.

Authors should cite publications that have been influential in the nature of the Article submitted to arbitration.

Information services

Indexation - Bases and Repositories

Research Gate (USA)
Google Scholar (Citation indices-Google)
Mendeley ((Bibliographic References Manager)

Publishing Services:

Citation and Index Identification H.
Management of Originality Format and Authorization.
Testing Article with PLAGSCAN.
Article Evaluation.
Certificate of Double-Blind Review.
Article Edition.
Web layout.
Indexing and Repository
Article Translation.
Article Publication.
Certificate of Article.
Service Billing.

APC regulations

The APC Publication Rate must only be made by the corresponding author, with the understanding that the Coauthors are third parties who supported the development of the article and these are included in the same rate, with the same rights and privileges of the work, as noted In the principles of Ethics and Conduct of RINOE[®], supporting those who have less access to information and those emanated from the International Service of Science and Technology of the IDB, WIPO, OAS, OECD and UN.

Editorial Policy and Management

1047 Avenida La Raza -Santa Ana, Cusco - Peru. Phones: +52 1 55 1260 0355, +52 1 55 6159 2296, +52 1 55 6034 9181; E-mail: contact@rinoe.org www.rinoe.org

RINOE® Journal-Urban-Rural and Regional Economy

Editor in chief

BUJARI - ALLI, Ali. PhD

Executive director

RAMOS-ESCAMILLA, María. PhD

Editorial Director

PERALTA-CASTRO, Enrique. MSc

Web designer

ESCAMILLA-BOUCHAN, Imelda. PhD

Web Diagrammer

LUNA-SOTO, Vladimir. PhD

Editorial Assistants

REYES-VILLO, Angélica. BsC

Translator

DÍAZ-OCAMPO, Javier. BsC

Philologist

RAMOS-ARANCIBIA, Alejandra. BsC

Advertising & Sponsorship

(RINOE® - Peru), sponsorships@rinoe.org

Site Licences

03-2010-032610094200-01-For printed material, 03-2010-031613323600-01-For Electronic material,03-2010-032610105200-01-For Photographic material,03-2010-032610115700-14-For the facts Compilation,04-2010-031613323600-01-For its Web page,19502-For the Iberoamerican and Caribbean Indexation,20-281 HB9-For its indexation in Latin-American in Social Sciences and Humanities,671-For its indexing in Electronic Scientific Journals Spanish and Latin-America,7045008-For its divulgation and edition in the Ministry of Education and Culture-Spain,25409-For its repository in the Biblioteca Universitaria-Madrid,16258-For its indexing in the Dialnet,20589-For its indexing in the edited Journals in the countries of Iberian-America and the Caribbean, 15048-For the international registration of Congress and Colloquiums. financingprograms@rinoe.org

Management Offices

1047 Avenida La Raza -Santa Ana, Cusco - Peru.

Journal-Urban, Rural and Regional economy

“Numerical analysis of the indoor climate in a Zenith-type greenhouse in the Valle de Santiago region, Guanajuato”

MORALES-FÉLIX, Verónica de Jesús, RIVERA-ARREDONDO, Marisa, AGUIRRE-PUENTE, José Alfredo and CALDERÓN-RUIZ, Alberto

Universidad Tecnológica del Suroeste de Guanajuato

“Establishment of Homegardens in the State of Aguascalientes”

LÓPEZ-LÓPEZ, Ana, ACOSTA-ZAMARRIPA, Ana, ZARZOSA-VEGA, Ricardo and DOMÍNGUEZ-LÓPEZ, René

Programme in Sustainable and Protected Agriculture

“Citizen Participation in the Consultative Councils for Sustainable Development (CCDS) in Southeast Mexico: An Academic Perspective”

GÓMEZ-RIVERA, Petrona

“Research on success stories of family businesses and proposal of a CANVAS business model”

SERRANO, Ma. Guadalupe, QUEZADA-FLORES, Ma. De La Luz, MÁRQUEZ-DE ANDA, Camilo and LIPIEC, Jacek

Universidad Tecnológica de León



2 5 2 4 | 2 0 8 3

ISSN 2524-2083



www.rinoe.org